

3800 Squeegee Assembly

383794

Minuteman Powerboss INC


Aberdeen, NC

MODEL:3800 SQUEEGEE

DATE: 2-18-2003

DOCUMENTED BY: POWERBOSS





- 401006
- 400301
- 401007
- 401008
- 401008

- 401006
- 400301
- 401007



MODEL:3800 SQUEEGEE
DATE: 2-18-2003
DOCUMENTED BY: POWERBOSS


- Press roll pins into castings use tool to insure pins are identical in height on back side of casting 3/8"
- Note: Use Arbor press to Press in Pins & Special Tool to set height of pins on Rear of Squeegee Frame.



MODEL:3800 SQUEEGEE

DATE: 2-18-2003

DOCUMENTED BY: POWERBOSS



Mount PN:
3330589(Weld-3800
SQU TOP PLT RT),
PN: 330592(Weld-3800
SQU TOP PLT LT) to
casting using:

- 1) 3400032-SCR-HEX, 3/8-16X0.75 ZP (2ea)
- 2) 3400101-Washer-Lock 3/8 Split ZP (2ea)
- 3) 712562 – BLT-HH 1/4-20X.75 SS (4ea)
- 4) 712758 – WSR-HELICAL 1/4 SS (4ea)

MODEL:3800 SQUEEGEE

DATE: 2-18-2003

DOCUMENTED BY: POWERBOSS

- Place rear squeegee PN: 383607-(3800 REAR SQUEEGEE BLADE NEW) on squeegee casting PN:383623 (3800 SQ CASTING MCHD, NEW).



MODEL:3800 SQUEEGEE

DATE: 2-18-2003

DOCUMENTED BY: POWERBOSS


- Place Rear strap 3330572 (Weld-3800 Squ back strap) on rear squeegee secure with latch 281075- (Squeegee Latch, 2800)



MODEL:3800 SQUEEGEE

DATE: 2-18-2003

DOCUMENTED BY: POWERBOSS



MODEL:3800 SQUEEGEE

DATE: 2-18-2003

DOCUMENTED BY: POWERBOSS

Secure Rear Squeegee & Strap
to Frame with Latch

- Place front Squeegee 383606(3800 Front Squeegee Blade, new) on casting 383623 – (3800 SQ Casting Mchd, new)




MODEL:3800 SQUEEGEE

DATE: 2-18-2003

DOCUMENTED BY: POWERBOSS

- Place front strap 3330591- (Weld-3800 Squ front Strap) on squeegee secure with thumb screw 3401001-SCR-Thumb 3/8-16x1-1-1/2 SS.




MODEL:3800 SQUEEGEE

DATE: 2-18-2003

DOCUMENTED BY: POWERBOSS



- Place Gasket PN: 383792 (Gasket-Squeegee Mnt Brkt) on Casting PN: 383623 (3800 SQ CASTING MCHD, NEW).




MODEL:3800 SQUEEGEE

DATE: 2-18-2003

DOCUMENTED BY: POWERBOSS

1. 320154 – Squeegee Mount Weldment
2. 383424 – MTG Bracket Right 11 ga
3. 383425 – Mount Bracket Left 11ga
4. 712562 – BLT-HH 1/4-20x.75 SS
5. 712758 – WSR Helical 1/4 SS
6. 383789 – Squeegee Mount Bracket
7. 711507 WSR–Flat .37 X1.12X.06
8. 400109– Clevis Pin
9. 711808 – Cotter Pin – Hair #13

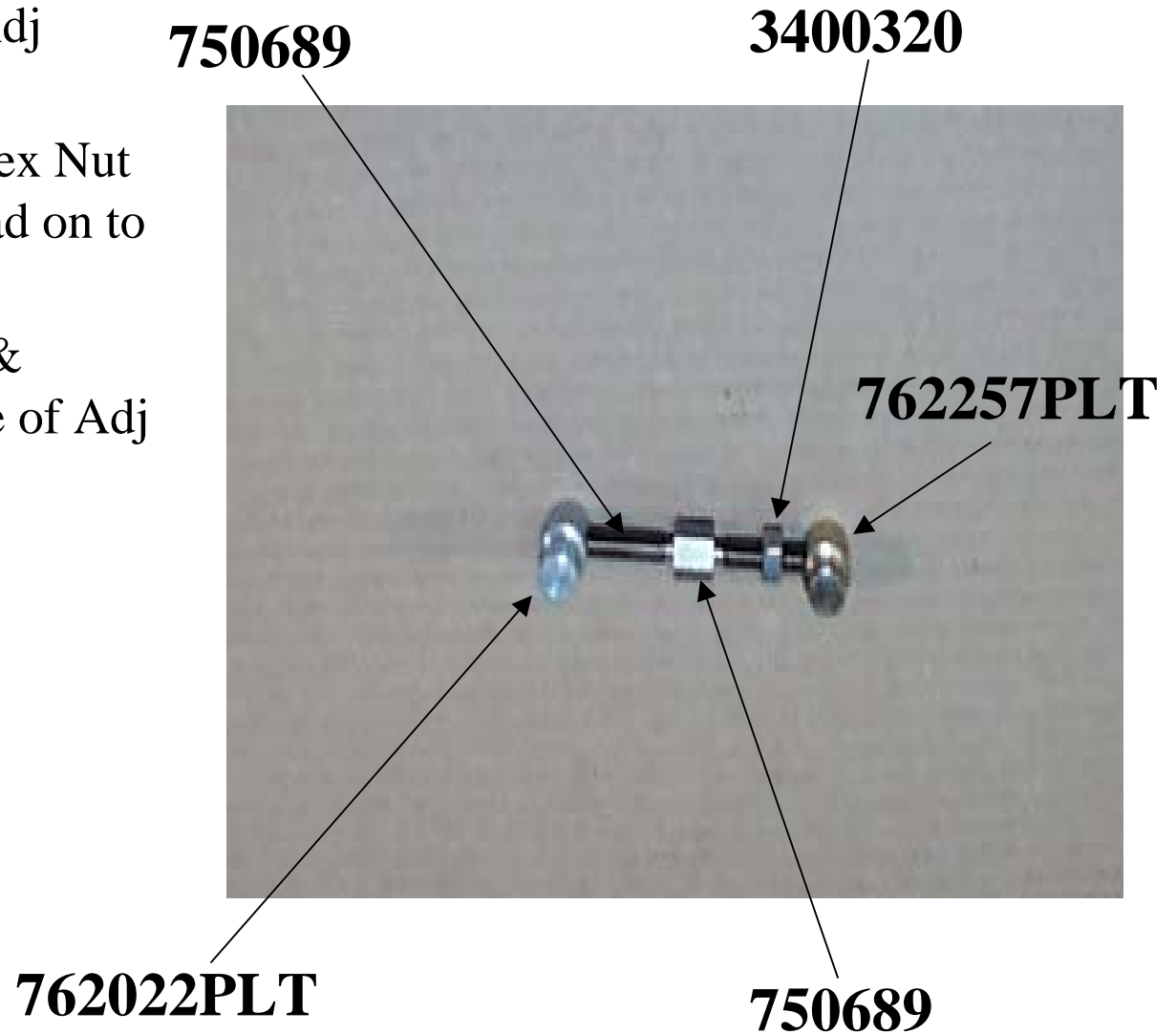


MODEL:3800 SQUEEGEE

DATE: 2-18-2003

DOCUMENTED BY: POWERBOSS

- Take PN: 762022 Plt (Adj Nut -LH) & thread on Left side of PN: 750689 (Adj Stud).
- Take PN: 3400320 (Hex Nut 5/16 – 18 SS) & Thread on to Right side of Adj Stud
- Take PN: 762257 Plt & thread on to Right side of Adj Stud



MODEL:3800 SQUEEGEE

DATE: 2-18-2003

DOCUMENTED BY: POWERBOSS

MODEL:3800 SQUEEGEE

DATE: 2-18-2003

DOCUMENTED BY: POWERBOSS

Assembly


711507 (2)

400711

711808

383425

383424



- Attach 383424 (Mtg Brkt- RH 11ga) & 383425 (Mtg Brkt-LH_ to to PN: 750154 Sg mtg wmt using:
- PN:711668(Clevis pin 3/8 X 1"11-141)
- PN:711509 – (2) (Wsr-Flat .37X1.12x.06)
- PN:711808 (Cotter Pin – Hair #13)
- PN: 711713(Retaining Ring-E Ext .50)
- PN: 711524(Wsr-Wave .52X.87X.01)



MODEL:3800 SQUEEGEE

DATE: 2-18-2003

DOCUMENTED BY: POWERBOSS


Complete Assembly of Squeegee Mount Plate

•**711713**-Retaining Ring-E ext .50

•**711509**-Washer Flat 1/2

•**711544**- Washer Helical 1/4

•**712562**- Blt HH-1/4-20x.75 SS



711713

711509 (2)

711544 (4)

712562 (4)

MODEL:3800 SQUEEGEE

DATE: 2-18-2003

DOCUMENTED BY: POWERBOSS




(2)711367 -Nut-Wing 3/8-16 Stpl

(2) 430325 –Caster Wheel 2.50 DIA
Jarvis PN; 3-713-000 GS

1. Place PN: 762257 Plt into hole in bracket top & secure (fasten into bracket to PN: 383789 with 4 1/4-20 x .75 SS sen & (4) 1/20 helical washers & (4) 1/4-20 SS Flt washer
2. Thread PN: 430325(Caster Wheel 250 DIA. Jarvis) into PN: 383789 (Squeegee Mtg Brkt Wmt) secure with PN: 711367 (Nut-Wing 3/8-16 Stpl)

Complete Assembly of Squeegee Mount Plate




MODEL:3800 SQUEEGEE

DATE: 2-18-2003

DOCUMENTED BY: POWERBOSS

- Place PN: 383792 on casting
- Mount Squeegee to plate to casting using
- (2) ea. PN: 220249 Bolt with $\frac{1}{2}$ - 13 X .75 &
- (2) ea. PN: 711578 Plt Wsr Brass



MODEL:3800 SQUEEGEE

DATE: 2-18-2003

DOCUMENTED BY: POWERBOSS

712091-Shoulder Blt 3/8 X 1.5

712507 – Wsr-Flat.37X1.12x.06



808829 – Wheel Truck

**3400336-Washer
Flat3/8”SS**

**832015-Spacer
.38x.5x.14**

MODEL:3800 SQUEEGEE

DATE: 2-18-2003

DOCUMENTED BY: POWERBOSS

